Installation Manual

AUDI A3 3DR
AU-A3-3-B

COMPONENTS INCLUDED

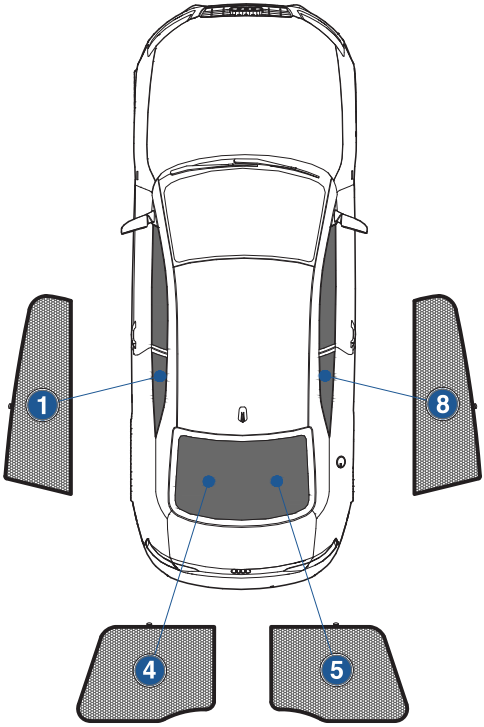

SHADES



FIXING CLIPS

CL-M02 x 4

CL-M14 x 1

Quarter Light Shade Installation

AUDI A3 3DR

AU-A3-3-B

COMPONENTS NEEDED:

STEP #1 ATTACH CLIPS ON SHADE EDGES

STEP #2 INSERT CLIPS BEHIND INTERIOR TRIM

STEP #3 ENSURE SECURELY FITTED IN PLACE



Rear Shade Installation

AUDI A3 3DR
AU-A3-3-B

COMPONENTS NEEDED:



STEP #1
ATTACH CLIPS ON SHADE EDGES

STEP #2
POSITION THE REAR SHADE



STEP #3
INSERT CLIPS BEHIND INTERIOR TRIM

STEP #4
REPEAT THE PROCESS ON OTHER SHADE

STEP #5
ENSURE SECURELY FITTED IN PLACE