Installation Manual

PEUGEOT 208 5DR
PEU-208-5-A

COMPONENTS INCLUDED

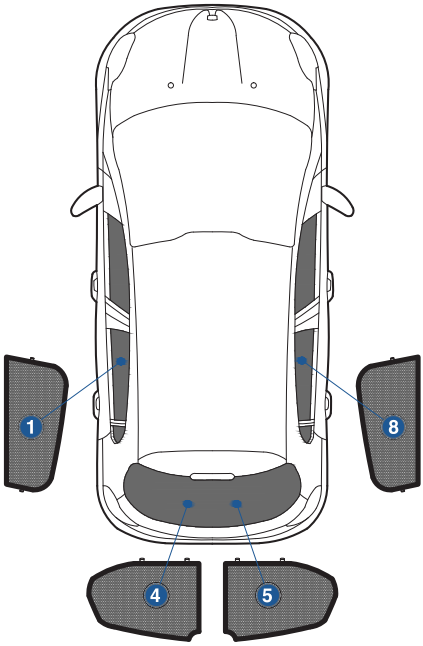

SHADES



FIXING CLIPS

CL-M02 x 4

CL-M05 x 4

CL-M14 x 1


CL-T01 x 1

Side Shade Installation

PEUGEOT 208 5DR

PEU-208-5-A

COMPONENTS NEEDED:

STEP #1

INSERT CLIPS INSIDE WEATHERSTRIP

STEP #2

POSITION THE SIDE SHADE



STEP #3

ATTACH SIDE SHADE BEHIND CLIPS

STEP #4

ENSURE SECURELY FITTED IN PLACE



Rear Shade Installation

PEUGEOT 208 5DR

PEU-208-5-A

COMPONENTS NEEDED:



STEP #1

ATTACH CLIPS ON SHADE EDGES

STEP #2

POSITION THE REAR SHADE



STEP #3

INSERT CLIPS BEHIND INTERIOR TRIM

STEP #4

REPEAT THE PROCESS ON OTHER SHADE

STEP #5

ENSURE SECURELY FITTED IN PLACE